

# Our Streets

## Maintenance and Safety Fee

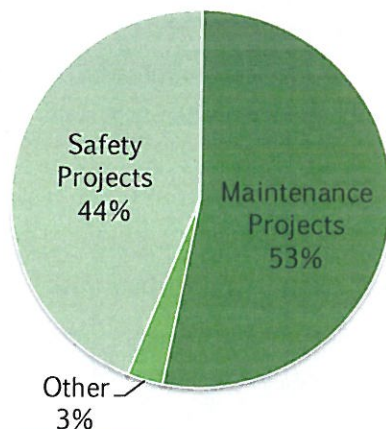
### Fee Goals:

- Carry out proactive maintenance to prevent high future costs of repairing failed streets
- Prevent injuries and fatal crashes

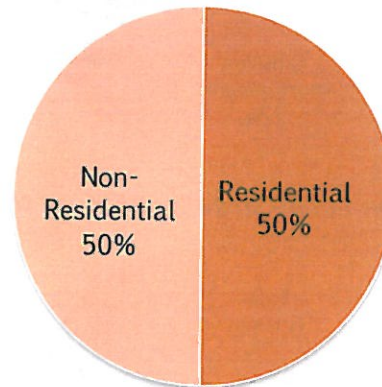
### What is a Street User Fee?

A street fee is a charge to users of Portland's transportation infrastructure, based on estimates of trips generated. Residents and businesses rely on the system to travel and to receive and deliver goods. The fee will go to projects that maintain and improve roads, crossings, traffic signals, and other infrastructure in order to increase safety and access and to save money on future repairs.

*Proposed Distribution of Funds*



*Estimated Sources of Funds*



### Other Components of the Fee:

- Revenue dedicated to transportation
- Prioritized for maintenance and safety
- Low income discount
- Oversight committee
- Annual Reporting
- Project selection criteria
- Appeals process

### *We Keep Portland Moving*

1120 SW Fifth Ave, Suite 800 • Portland, OR 97204 • 503-823-5185

[www.portlandoregon.gov/transportation](http://www.portlandoregon.gov/transportation)

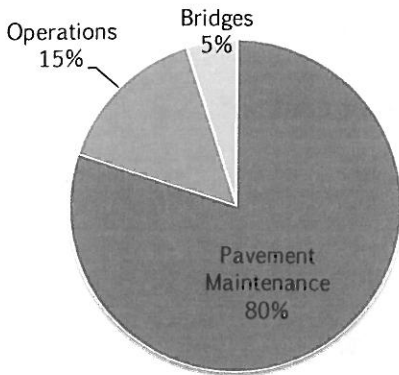
[www.facebook.com/pbotinfo](https://www.facebook.com/pbotinfo) [www.twitter.com/pbotinfo](https://www.twitter.com/pbotinfo)

Printed on recycled paper



# Proposed Program Distribution of Our Streets Revenue

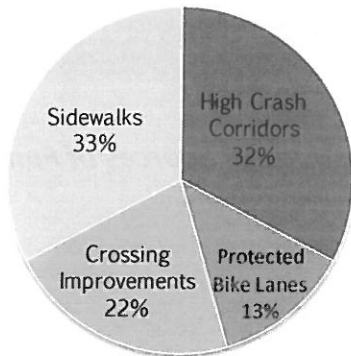
## Maintenance (53% of total spending)



### 5-year estimated outcomes:

- 150-250 miles pavement maintenance
- 30-40 traffic signals upgraded
- 7,000 street lights converted to LED
- 1-3 bridges receive major maintenance
- 40,000 street name signs replaced
- Crosswalk maintenance
- Vegetation removal for signals, lights, & signs

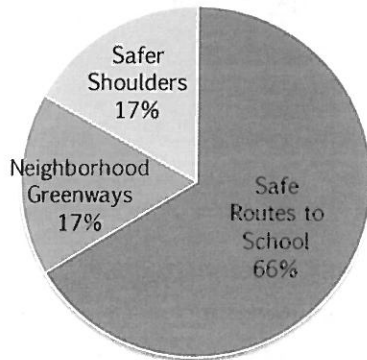
## Safety on Busy Streets (29% of total)



### 5-year estimated outcomes:

- Approximately \$19M spread across Portland's Highest Crash Corridors
- 100-115 safer crossings
- 19 miles/approx. 380-400 blocks of sidewalks
- 7-10 miles of protected bike lanes

## Safety on Local Streets (15% of total)



### 5-year estimated outcomes:

- Safety improvements around elementary schools, valued at \$500,000-\$2M per high school attendance boundary
- 20-25 miles of neighborhood greenways – safer pedestrian and bicycle networks
- 10-12 miles of safer shoulders or alternatively designed streets

**Other activities: Seismic improvements for bridges, enhanced public transit service (3% of total)**

The Portland Bureau of Transportation fully complies with Title VI of the Civil Rights Act of 1964, the ADA Title II, and related statutes and regulations in all programs and activities. For accommodations, complaints, and additional information, contact the Title II and Title VI Coordinator at Room 1204, 1120 SW 5th Ave, Portland, OR 97204, or by telephone at 503-823-5185, City TTY 503-823-6868, or use Oregon Relay Service: 711.

